


FLOS

05.1730.40ANI White/Copper

Light Shadow Adjustable Trim Mains Dimming Version 12 Spots Optic Wide Flood

NEW

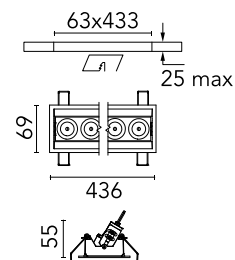
Designed by FLOS Architectural



Recessed integrated luminaire with 12 LED lighting spots. Remote power supply included (220-240V).

Are you a professional and your project needs consulting and support?

BOOK AN APPOINTMENT



Main specifications

Mounting	Ceiling recessed
Environments	Indoor dry location
LED type	Power LED
Lamp category	LED
Number of heads	1
System power (W)	28
Source flux (lm)	3240
System flux (lm)	2368

Physical

Colour	White/Copper
Trim	Yes
Orientation	Adjustable
Longitudinal tilting (°)	30
Recessed depth (mm)	75
Length (mm)	436
Net weight (kg)	0.66
IP internal	20

Download

Mounting instructions [↓ PDF](#)

Photometric Files

LDT / IES [↓ ZIP](#)

Technical Drawings

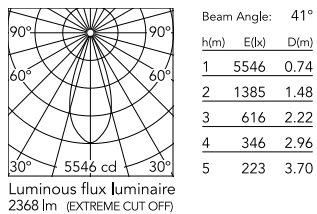
2D [↓ ZIP](#)

3D [↓ ZIP](#)

[↓ ZIP](#) Bim



Schematic light drawing



Photometric

Lighting type	Direct
Light distribution	Symmetric
CCT (K)	2700
CRI>	90
LED Life / Failure Ratio	L80B50
Beam angle C0-180 (°)	40
Beam angle C90-270 (°)	40

Electrical

Insulation class	II
Frequency (Hz)	50/60
Main voltage (Vac)	220
Driver	Remote included
Dimmable	Yes
Dimming type	Mains Cut Dimming

Notes

Pre-Installation frame not required.